

PROJECTION PERIMETER
L-1550

P
R
O
J
E
C
T
I
O
N
P
E
R
I
M
E
T
E
R



INAMI PROJECTION PERIMETER L-1550


In all ages

L-1550 is a recognized projection perimeter, highly suitable for precise kinetic quantitative perimetry by Inami's total technology.

We believe that it is our responsibility as an ophthalmic manufacturer to maintain this complete device in the product range in all ages.

Advanced technology

The technology with high mechanism of the optotype projection and the pantograph, as well as coating of the dome inner screen and neutral density filters enable precise kinetic quantitative perimetry.




Precise measurements

Accurate measures retinal sensitivity through combinations of brightness and target size; 120 target varieties possible by combining the density filters and targets (six different sizes.)

Efficient illumination

A single lamp simultaneously illuminates both the sphere and the projection system of the target. The luminosity of the sphere (31.5 asb) is controlled by sliding a diaphragm of the lamp housing socket, and brightness of the target (1000 asb) is adjustable with the light meter, photometer screen, and the rheostat.

Telescope and shutter device



In some cases, patients find it difficult to keep their gaze on fixation point due to tiredness, lack of concentration and such.

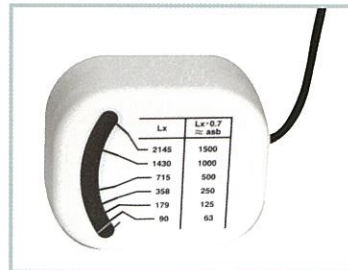
Patient's viewpoint can be observed through telescope so that examiner can direct patient to fix viewpoint in the center.

Also controlling shutter device can help examiner to confirm patients' concentration on the examination.

* L-1550 adopts the electric shutter system which causes less technical failures.

Light meter for checking target illumination

The separate sensor unit of the light meter is fixed to the supporting socket - at the right side of the sphere. The projected target brightness upon the light-sensitive cell of the meter is checked and adjusted by the rheostat.



INAMI INSTRUMENT TABLE STAND K-1425-PN

Specification

Dimensions of base: 510 (W) x 400 (D)

Vertical movement: 200 mm

Minimum ground clearance: 645 mm

Maximum allowable load: 100 kgs

Rise time: 12 seconds (when loading : 60 kgs)

Fall time: 11 seconds (when loading : 60 kgs)

Weight: 26 kgs


Power: 100, 220V AC 50/60Hz

Caster: patient's side (2 pcs) universal caster & stopper
doctor's side (2 pcs) universal caster


Adjuster: patient's side (2 pcs)



Names of respective parts



- | | | |
|---|-----------------------------------|--|
| 1 Projector | 8 Chart fixation plate | 15 Lens holder |
| 2 Lamp house socket base | 9 Knob for chart fixation plate | 16 Knob for pantograph |
| 3 Sliding diaphragm | 10 Illumination intensity control | 17 Shutter |
| 4 Buzzer | 11 Main switch | 18 Illumination for recording paper |
| 5 Light meter | 12 Centering pin of pantograph | 19 Knob for lateral movement of the head-rest |
| 6 Illumination switch for reading light meter | 13 Centering socket | 20 Knob for vertical movement of the chin-rest |
| 7 Telescope | 14 Recording Paper | |



The diaphragms, the neutral density filter combination table and control levers

Specifications

Neutral density filters:

A : 0.0315, 0.10, 0.315, 1.00

B : 0.40, 0.50, 0.63, 0.80, 1.00

C : 0.01, 0.0001

Target sizes : 1/16, 1/4, 1, 4, 16, 64mm²

Bulb : 6V 4.5A (L1550V1) Main bulb
8V 0.75A (L1550V2) For pilot lamp

Power source : 100, 110, 240V AC50/60Hz

Dimensions : 700(W)x540(D)x930(H) mm

Weight : 38kgs

Equipped with:

Manual shutter device for projection target, Light meter and photometer screen for checking illumination of target, Kinetic quantitative perimetry function

Accessories: Recording papers, chin-rest papers, color filters (red, green and cobalt) fixed onto the objective of the projector, correcting lens holder, telescope for setting the target brightness and spare bulbs

Bulbs:



L1550V1
Main bulb



L1550V2
For pilot lamp

specifications are subject to change



Inami & Co., Ltd.

No.24-2, Hongo 3-chome, Bunkyo-ku,
Tokyo 113-0033, Japan

Tel: +81 (3) 3814-5916 Fax: +81 (3) 5684-2126

E-mail: inamifd@inami.co.jp

URL: www.inami.co.jp/english